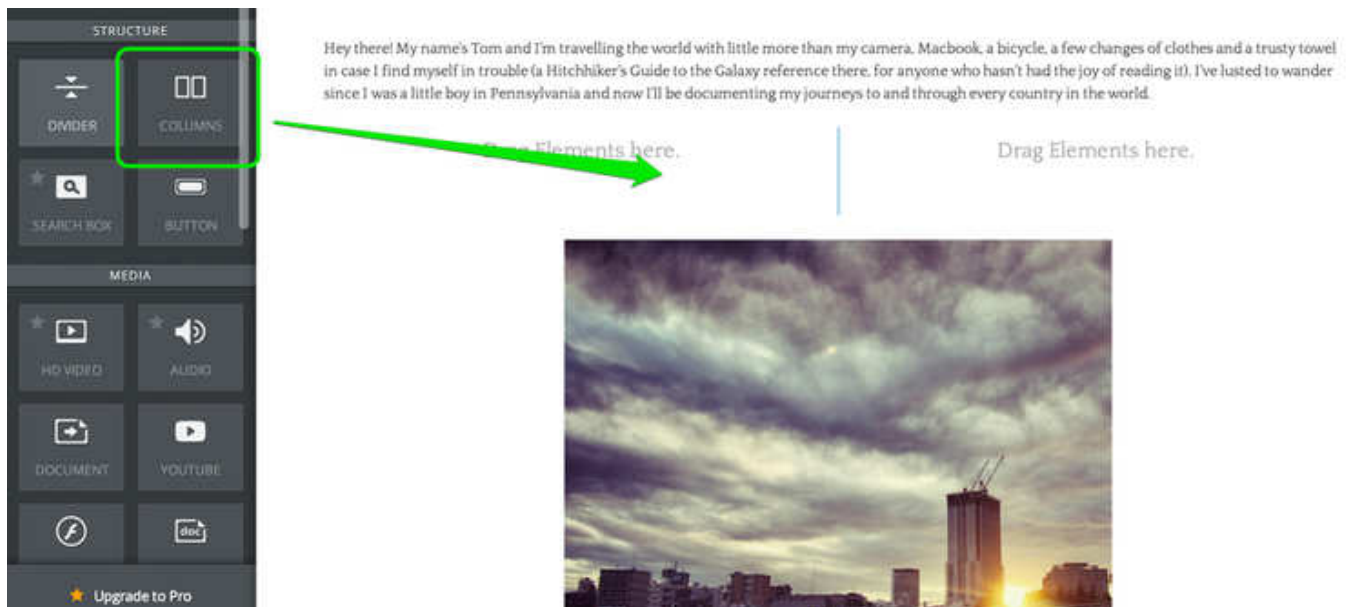


Place Elements Side-by-Side with the Columns Element

When you start adding elements to a page, you'll likely notice that they stack one on top of another (single column) by default. At first glance this may make it appear there's no way to place elements side-by-side.

To add modules or elements side-by-side, one or more Columns Elements can be used to add up to five columns to a page. This enables you place elements right alongside each other. The Columns Element is dragged to a page just like any other element.




The element starts with two columns, but you can add up to five via the toolbar that appears when you scroll over the element. Just click the appropriate number.



We'll stick with only two columns for this example, but regardless of the number of columns they all work the same way: you drag other elements into the columns.

Hey there! My name's Tom and I'm travelling the world with little more than my camera, Macbook, a bicycle, a few changes of clothes and a trusty towel in case I find myself in trouble (a Hitchhiker's Guide to the Galaxy reference there, for anyone who hasn't had the joy of reading it). I've lusted to wander since I was a little boy in Pennsylvania and now I'll be documenting my journeys to and through every country in the world.




Drag Elements here.



You can drag as many elements into each column as needed, and use the blue bar between the columns to adjust the width of each. Elements inside the columns will expand or contract as you change the column size.

Columns: 2 3 4 5

Hey there! My name's Tom and I'm travelling the world with little more than my camera, Macbook, a bicycle, a few changes of clothes and a trusty towel in case I find myself in trouble (a Hitchhiker's Guide to the Galaxy reference there, for anyone who hasn't had the joy of reading it). I've lusted to wander since I was a little boy in Pennsylvania and now I'll be documenting my journeys to and through every country in the world.



The divider between the columns doesn't show up on the published site so none of your visitors will see that.

Hey there! My name's Tom and I'm travelling the world with little more than my camera, Macbook, a bicycle, a few changes of clothes and a trusty towel in case I find myself in trouble (a Hitchhiker's Guide to the Galaxy reference there, for anyone who hasn't had the joy of reading it). I've lusted to wander since I was a little boy in Pennsylvania and now I'll be documenting my journeys to and through every country in the world.



You can add as many elements as you like to each column; they'll just stack on top of each other as usual. And you can add elements above and below the Columns element too, so part of the page can have two columns, another part one column, and another could have five. That's entirely up to you.